

*Timetable*

**13**

*King's Lynn  
to London.*

















Valid from 19 May 2019

**greater**anglia



















## King's Lynn and Ely to London Liverpool Street direct services

### Mondays to Fridays





				
<b>King's Lynn</b>	 d	0517	0617	
Watlington	d	0524	0625	
Downham Market	d	0531	0632	
Littleport	d	0540	0641	
<b>Ely</b>	 a	0549	0649	
<b>Ely</b>	 d	0550	0650	0729 0800
Waterbeach	d	0559	0659	0809
Cambridge North	 d	0604	0704	0742 0814
<b>Cambridge</b>	 a	0610	0710	0747 0820
<b>Cambridge</b>	 d	0618	0717	0751 0821
Shelford	d			0756 0826
Whittlesford Parkway	d	0625	0725	0800 0831
Great Chesterford	d			0804 0835
Audley End	d	0634	0734	0810 0840
Newport (Essex)	d			0813 0843
Elsenham	d			0819 0849
Stansted Mountfitchet	d			0822 0853
<b>Bishop's Stortford</b>	 d	0647	0747	0828 0858
Sawbridgeworth	d			0833 0903
Harlow Mill	d			0836 0906
Harlow Town	 d			0840 0910
Roydon	d			0844 0914
Broxbourne	 d			0848 0918
Cheshunt	 d			0853 0923
Tottenham Hale	 d	0708	0808	0902 0932
<b>London Liverpool St</b>	 a	0725	0825	0921 0950

## London Liverpool Street to Ely and King's Lynn direct services

### Mondays to Fridays

				
<b>London Liverpool St</b>	 d	1558	1707	1807 1907
Tottenham Hale	 d	1610	1719	1819 1919
Cheshunt	 d	1618		
Broxbourne	 d	1623		
Roydon	d	1627		
Harlow Town	 d	1631		
Harlow Mill	d	1634		
Sawbridgeworth	d	1638		
<b>Bishop's Stortford</b>	 d	1644	1744	1844
Stansted Mountfitchet	d	1648		
Elsenham	d	1652		
Newport (Essex)	d	1657		
Audley End	d	1700	1756	1856 1956
Great Chesterford	d	1705		
Whittlesford Parkway	d	1710	1804	1904 2003
Shelford	d	1714		
<b>Cambridge</b>	 a	1720	1817	1917 2015
<b>Cambridge</b>	 d	1721	1819	1919 2016
Cambridge North	 d	1726		
Waterbeach	d	1730	1825	1925 2022
<b>Ely</b>	 a	1742	1834	1935 2032
<b>Ely</b>	 d		1835	1935 2033
Littleport	d		1842	1947 2041
Downham Market	d		1852	1957 2051
Watlington	d		1858	2003 2057
<b>King's Lynn</b>	 a		1909	2014 2108

**0640** For the comfort and safety of all passengers, only folded cycles can be accommodated during busy times. Trains that these conditions apply to are highlighted throughout this timetable

-  First Class accommodation available
-  Seat reservations possible
-  PlusBus operates from this station
-  Interchange with London Underground

All services are operated by Greater Anglia unless otherwise shown below:

# Useful Contacts



## Website – [greateranglia.co.uk](http://greateranglia.co.uk)

Visit the website for online ticket bookings, real time train running information, station departure screens, service alterations, bespoke downloadable timetables and much more.



## Customer Relations (Greater Anglia Customer Contact)

For all enquiries about Greater Anglia including season tickets, information and bank holiday services contact the Greater Anglia Customer Contact Centre:

Email: [contactcentre@greateranglia.co.uk](mailto:contactcentre@greateranglia.co.uk)

**0345 600 7245** (calls may be recorded)



## Accessibility enquiries (Greater Anglia disabled persons helpline)

For general accessibility enquiries or for assistance requests call Greater Anglia disabled persons helpline on:

**0800 028 2878**

Or email: [assistedtravel@greateranglia.co.uk](mailto:assistedtravel@greateranglia.co.uk)



## Lost property

Call lost property on:

**0345 600 7245** (calls may be recorded)

Or email: [lostproperty@greateranglia.co.uk](mailto:lostproperty@greateranglia.co.uk)



## Journey information

Find out how your train is running before you leave home or work. Sign up to Journeycheck Alerts:

[greateranglia.co.uk/alertme](http://greateranglia.co.uk/alertme)



## Spot anyone deliberately avoiding payment of their fare?

If you believe a fellow customer is deliberately avoiding payment of their fare, you can text the details to: **60006** starting your text with the word **dodger**. All information will be treated in the strictest confidence.



## Follow us

Follow us on Twitter for service running information and updates: [@greateranglia](https://twitter.com/greateranglia)



## National Rail Enquiries

Website: [nationalrail.co.uk](http://nationalrail.co.uk)

Contact Centre:

**03457 48 49 50** (All calls are charged at the local rate and may be recorded)

# Special offers

## 2 for 1 special offers

For year round 2 for 1 to top London attractions, and discount offers on regional attractions throughout East Anglia, visit:

**[greateranglia.co.uk/offers](http://greateranglia.co.uk/offers)** for more information and free vouchers.

To save paper and the environment, download bespoke timetables online.

*Whilst every care has been taken in the production of this timetable, Greater Anglia can not be held liable for any errors or omissions contained within.*

Limited services



Connection with London Underground



Other operators' services

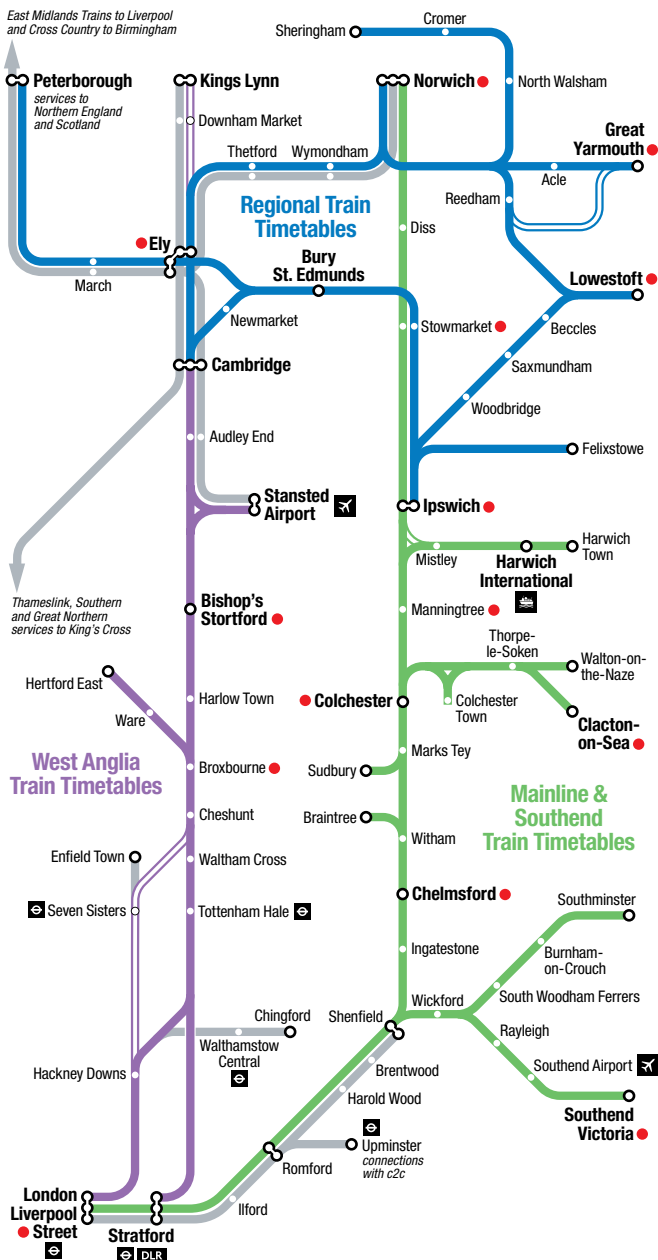


at these stations



Download timetables at: [greateranglia.co.uk](http://greateranglia.co.uk)

East Midlands Trains to Liverpool  
and Cross Country to Birmingham



greateranglia